



Guide to Alternatives

Your guide to alternatives

This guide will answer:

- What are alternatives?
- What can alternatives do for your portfolio?

Alternatives, including private markets assets and hedge funds, have long been a meaningful component of institutional, family office and ultra-high net worth investors' portfolios. These investors allocate a significant portion of their portfolios to alternatives because they have historically improved risk-adjusted performance.

At BMO Global Asset Management, we are designing solutions that help investors achieve their investment objectives. This guide will explain what alternatives are, how they can benefit your portfolios and how to access them.

Who are we?

Your destination of choice for alternative solutions

With C\$193+ billion¹ in assets under management, BMO Global Asset Management has helped many Canadian investors achieve their financial goals by offering a range of solutions that suit investors' needs and preferences.

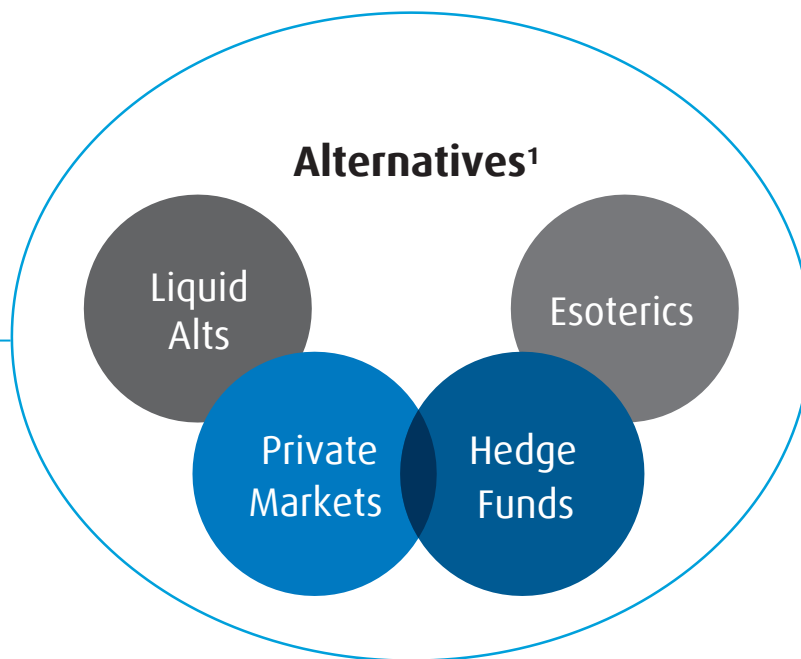


¹ As at June 30, 2024.

What are alternatives?

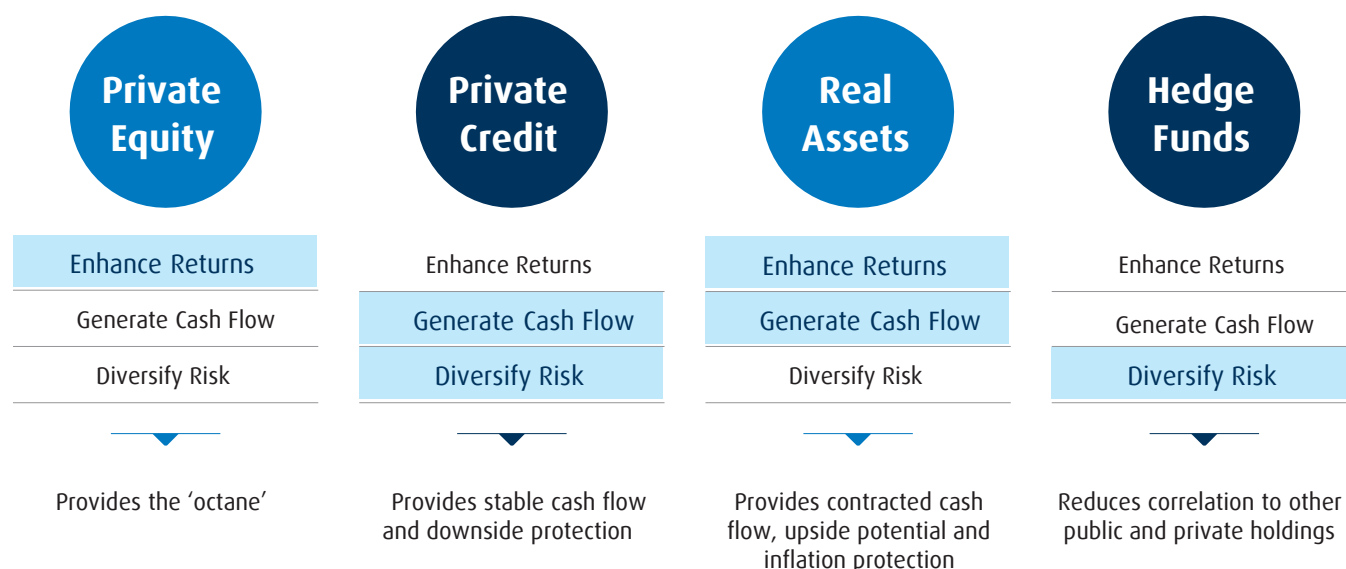
Alternatives generally include assets that are either not traded publicly or a method of investing using non-traditional strategies. There are a broad range of asset types, even within alternatives as a category.

BMO Global Asset Management is focused on developing solutions that make alternative investments more accessible to a wider set of Canadians. BMO's focus within alternatives is **private markets** – including equity, credit, and real assets like real estate and infrastructure – and **hedge funds**.



Each asset class can play a different role within a portfolio

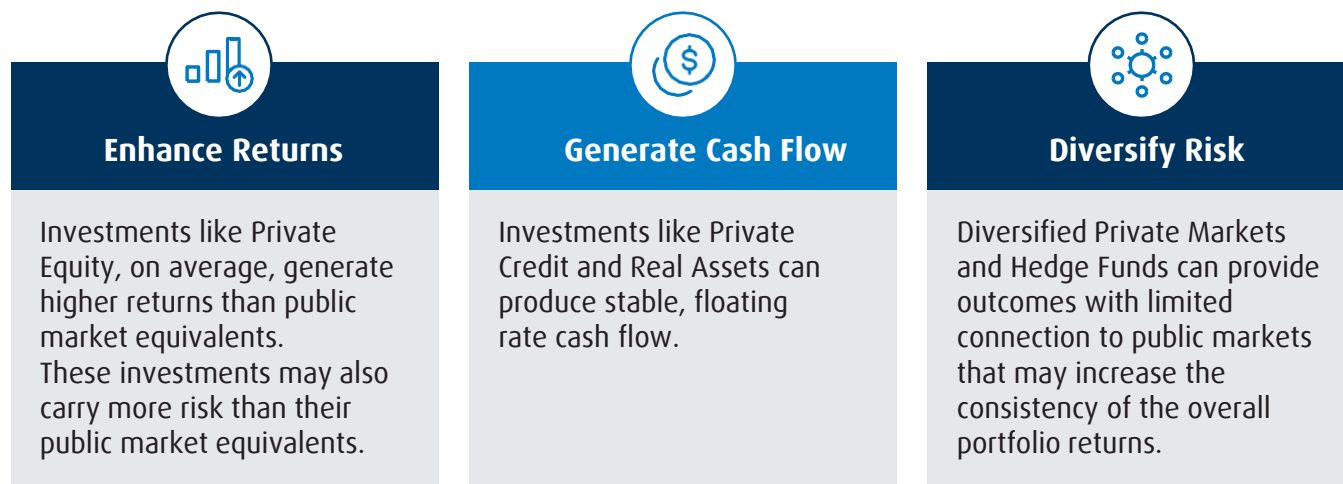
See page 9 for a deeper dive into private markets (i.e., private equity, private credit and real assets) and hedge funds.



¹ Liquid Alts are NI 81-102 "Alternative Mutual Funds" while Esoterics include assets such as crypto or wine.

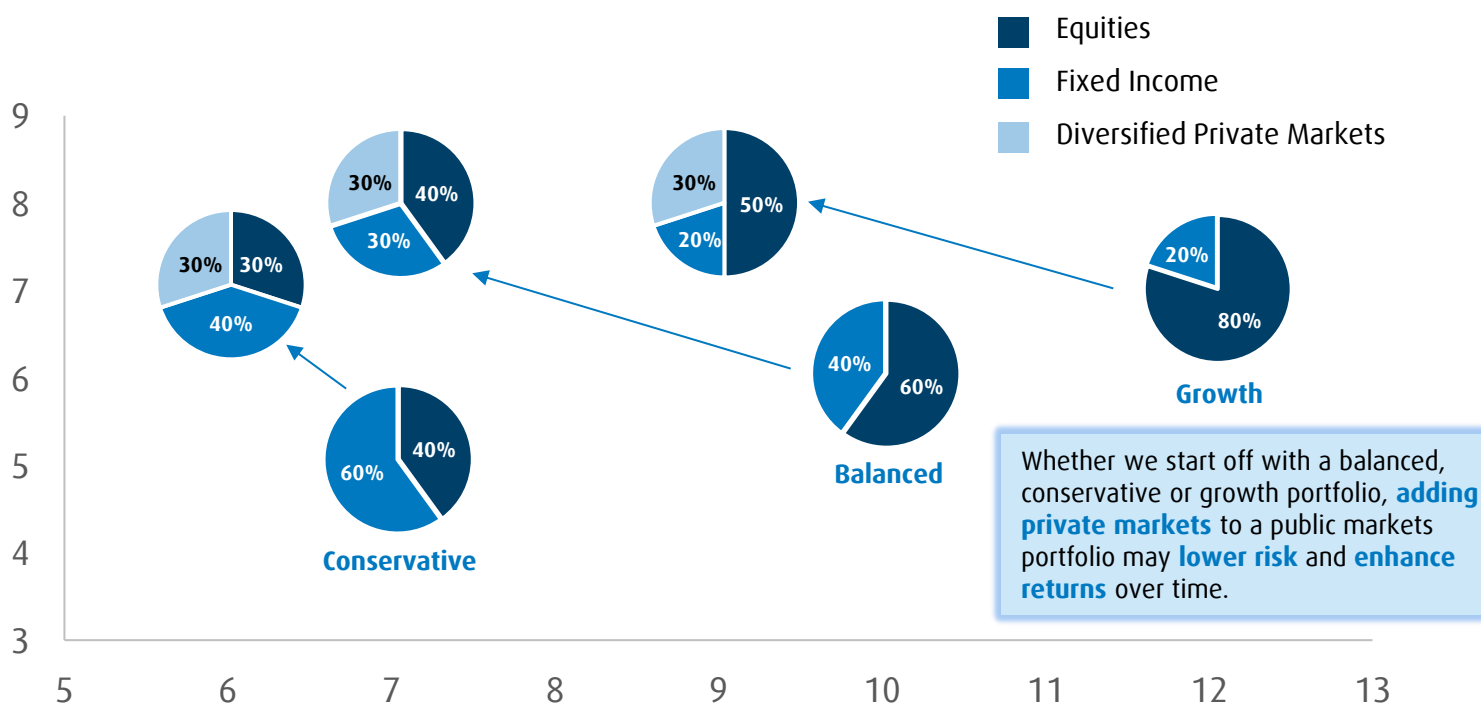
Why use alternatives in your clients' portfolios?

Alternatives can play a complementary role to the stocks and bonds within a traditional portfolio. Key benefits include:



Alternatives improve risk-reward outcomes vs. traditional allocations¹

From 2004 to 2024, a 30% allocation to diversified private markets improved the risk-reward outcomes for investors that were fully invested in public markets. This impact was realized for investors of varying risk profiles, whether the starting point is growth, balanced or conservative.



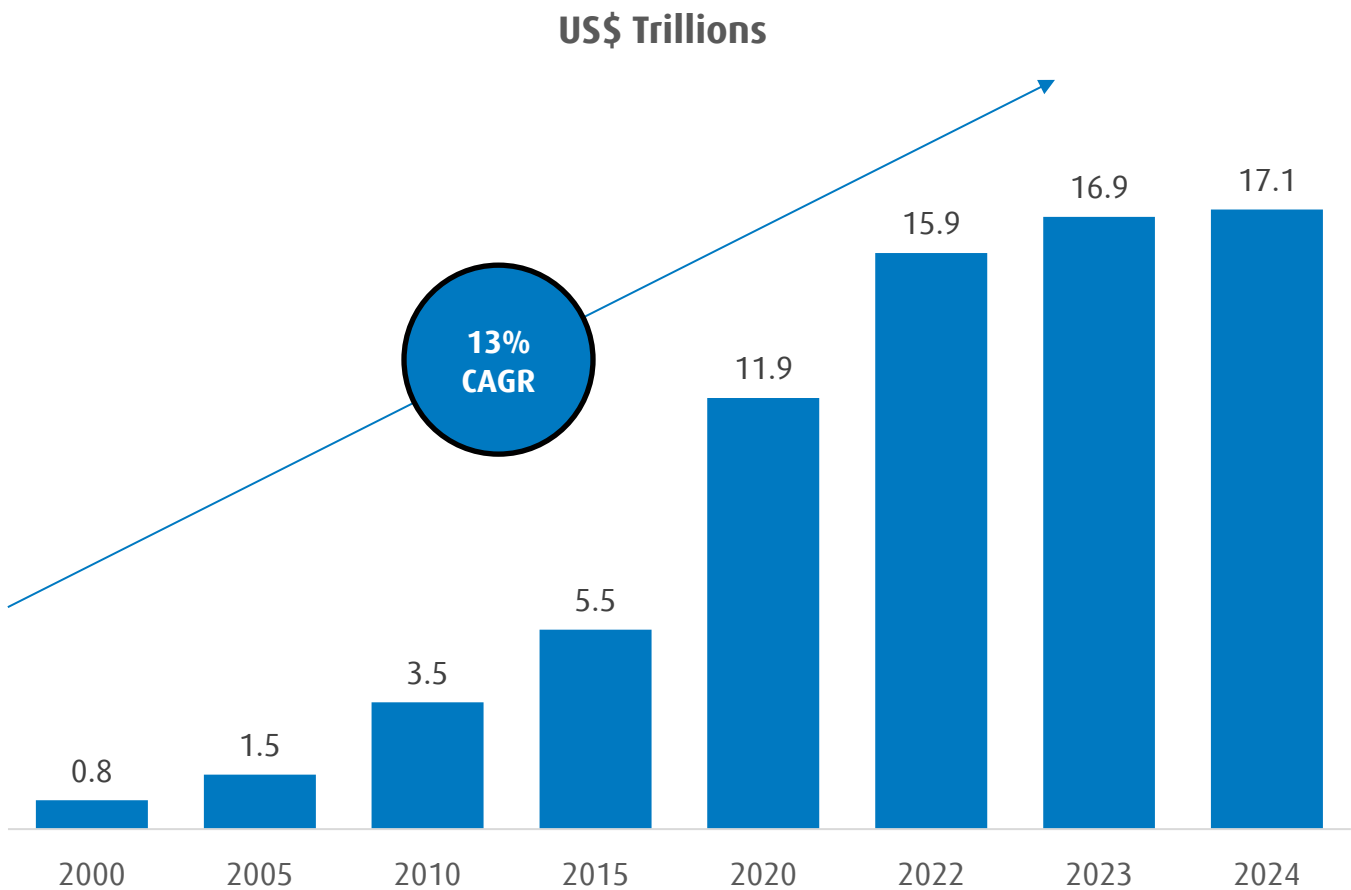
¹ Portfolio breakdowns with Diversified Private Markets. Data from June 30, 2004 to September 30, 2024. Equities: S&P/TSX Composite Index (Conservative 30%, Balanced 40%, Growth 50%). Fixed Income: S&P Canada Aggregate Bond Index (Conservative 40%, Balanced 30%, Growth 20%). Diversified Private Markets: Preqin Private Capital Index (Conservative 30%, Balanced 30%, Growth 30%).

Growth in Private Markets

Assets Under Management (AUM) held in private markets, a key subset of alternatives, have been concentrated with institutional investors to date. These investors allocate a significant portion of their portfolios to alternatives because they have historically improved risk-adjusted performance.

Future growth is expected to be driven by individual investors as innovative fund formats and features improve access for a wider group of investors. Institutional investors, such as pension funds and endowments, are significant investors in alternatives. Individual investors have lagged by comparison.

Growth in Private Markets AUM¹

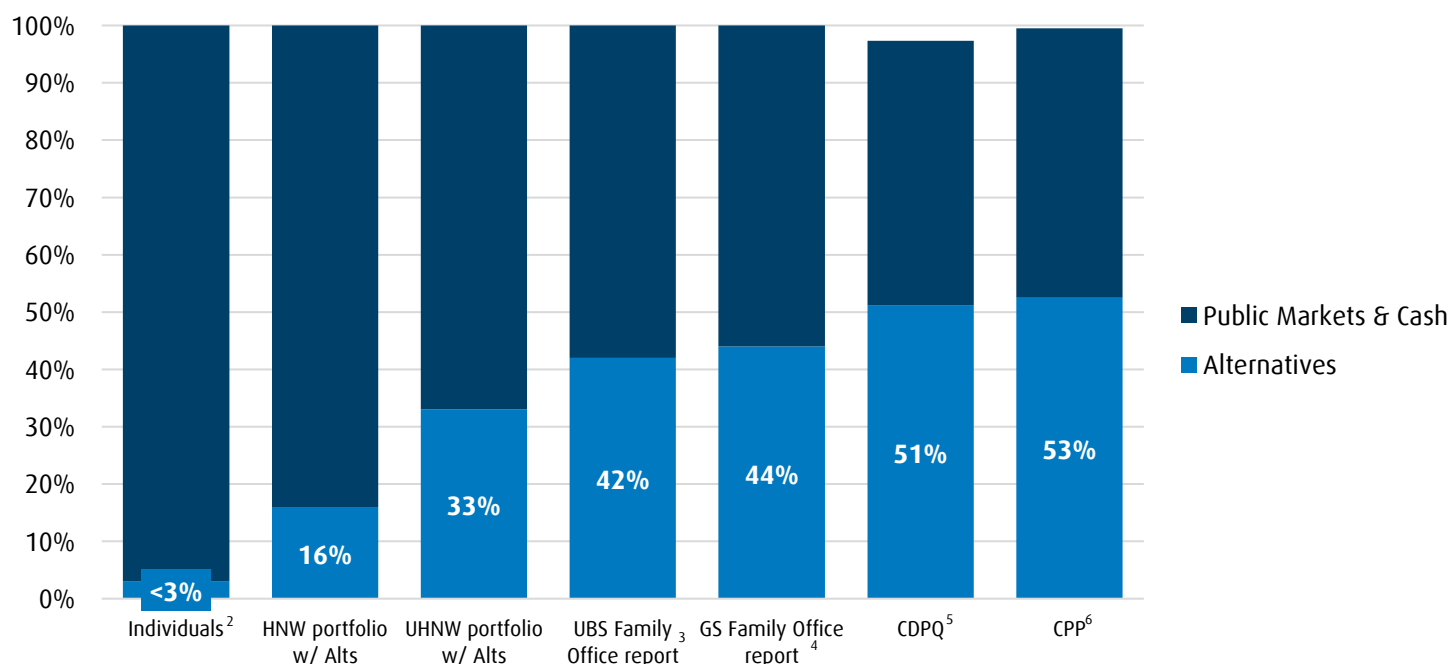


¹ Source: Preqin, June 2025.

Canadian pensions have significant allocations to alternatives

In Canada, the largest public pension plans have steadily increased their allocation to alternatives over the past decade, with a specific emphasis on private markets. Adoption of Alternatives, as a share of a portfolio, is typically correlated with size of an investor's asset base.

Asset allocations by investor type¹



CPP Investments⁷

"Our investments in **Private Equity** continued to drive growth in the Fund with additional contributions from our investments in **Real Assets** and **Credit Investments**, despite volatility in public markets which impacted our equity investments."

— John Graham, President and CEO⁸

CDPQ⁷

"Equities class also posted a negative return, but resisted better given the preponderance of quality stocks in the Equity Markets portfolio and the good operational performance of companies **held in Private Equity**. **Activities in Real Estate and Infrastructure performed very well against rising inflation.**"

—News Release, February 23, 2023⁹

BCi⁷

"All parts of our business contributed to the strong results, however the **performance of our private market assets is notable**. We had a **banner year in private equity** delivering a total return of 29.7 per cent — well ahead of the benchmark. This success demonstrates the team's deep industry expertise and ability to identify sources of potential value and work alongside management teams to bring it to fruition."

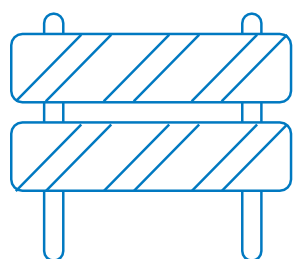
— Gordon J. Fyfe, CEO/CIO¹⁰

¹ High Net Worth ("HNW") and Ultra High Net Worth ("UHNW") portfolios included for illustrative purposes only. Alternatives defined as Private Equity, Real Assets (i.e., Real Estate and Infrastructure) and Private Credit. ² Bain & Company, Global Private Equity Report 2023 (published 27 February 2023). ³ UBS "Global Family Office Report 2024" (published 2024). ⁴ Goldman Sachs "Family Office Investment Insights" report (published 2023). ⁵ CDPQ Investments, Annual Reports. Asset Allocation cited in section 2023 Highlights. Private credit approximated by Level 3 debt, bonds and fixed income when not explicitly cited in summary tables, page 139. ⁶ CPP Investments, Annual Reports. Asset allocations cited in section Key Performance Indicators, page 31. Private Credit approximated by Level 3 debt when not explicitly cited in summary tables, page 108 and 110. ⁷ CPP Investments, CDPQ and BCI are the registered trademarks of Canada Pension Plan Investment Board, Caisse de dépôt et placement du Québec, and British Columbia Investment Management Corporation, respectively. All logos and trademarks of other companies are the property of those respective companies. ⁸ CPP Annual Report (F2022). ⁹ CDPQ F2022 Financial Results press release, 23 Feb 2023. ¹⁰ BCI Annual Report (2021-22)

Breaking down the barriers to alternatives

Historically, there have been barriers for Canadian investors in accessing alternative products. As a result, many investors have not been able to obtain the benefits of these types of investments.

Traditional barriers to alternatives



Due diligence on managers

Wide dispersion in outcomes between top and bottom quartile managers.

Fund structure

Funds generally designed as closed end with capital calls, limiting liquidity available to investors.

High minimums

Accessing proven managers in their top strategies could require a large minimum investment, typically >\$2MM.

Our approach

BMO Global Asset Management uses two approaches to provide access to alternatives for Canadian accredited investors.



Create proprietary products

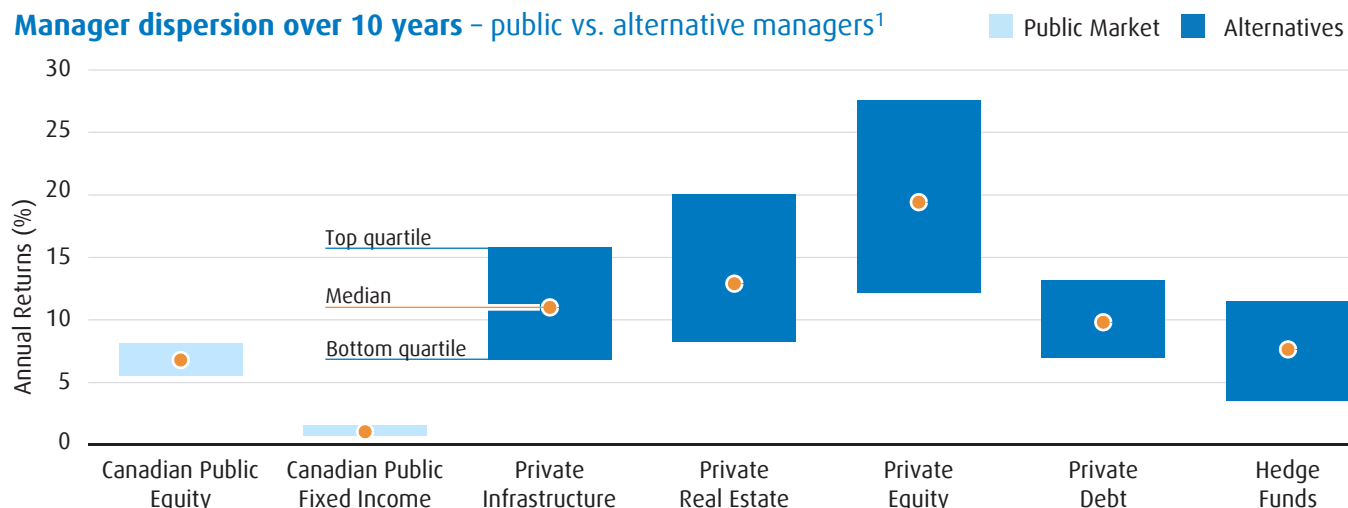
Where we have expertise and a demonstrated track record, we develop in-house solutions.



Find the best managers

Where we don't have proprietary products, we take a research-first approach to identify strong global managers, and partner with them to fit the needs of Canadian accredited investors. Manager selection is critical when investing in alternatives, as evidenced by the dispersion of returns cited in the chart below.

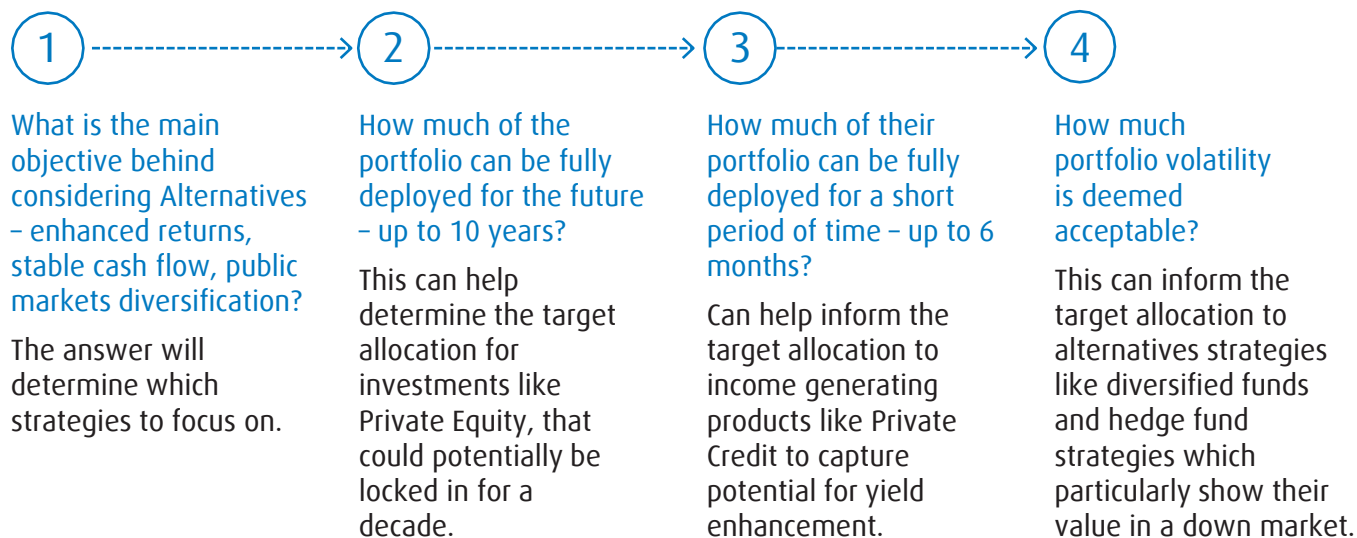
Manager dispersion over 10 years – public vs. alternative managers¹



¹ Public markets: Morningstar data; results are based on 10-year total returns as of April 30, 2023. Alternatives: Preqin data; based on IRRs from global managers from 2011-2020. Based on chart from JP Morgan.

Implementing an allocation to alternatives

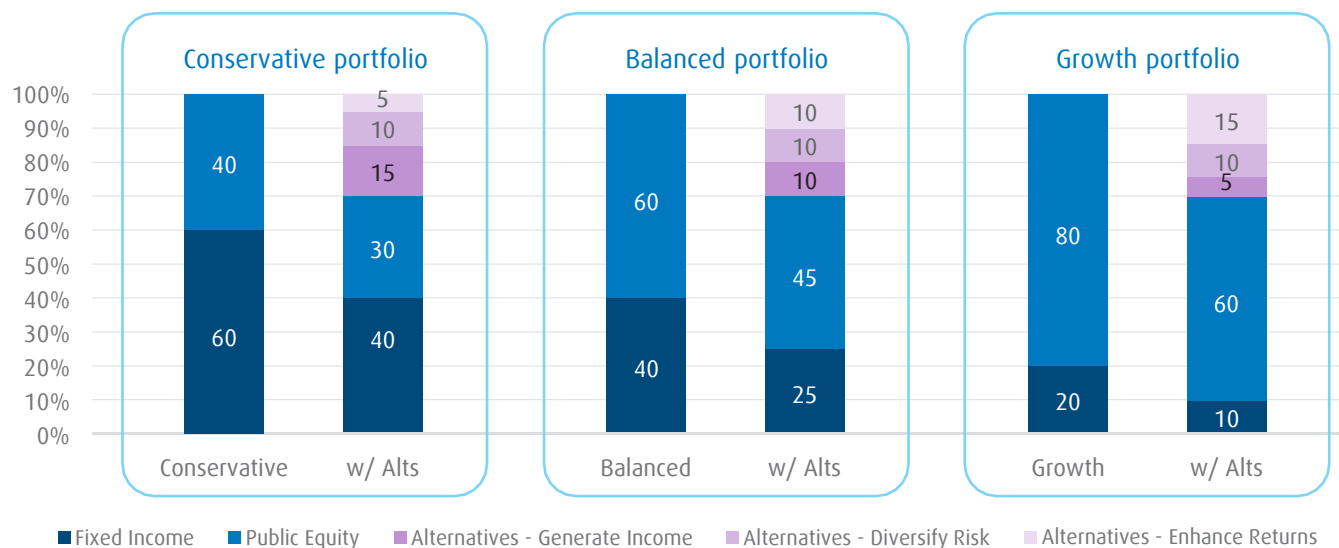
The appropriate alternatives allocation will vary based on a number of factors. Key questions to consider when determining an allocation to alternatives include:



The answers to these questions can help define a target allocation. A simple approach to achieving that allocation would have purchases, over time, funded by assets that play a similar role in an investor's portfolio (e.g., selling return enhancers like public equity could fund a private equity allocation).

How to structure your asset allocation

The investor's investment objectives and risk appetite should be the basis of any decisions for adding alternative assets into their portfolio. Here are illustrative examples of how to add¹ a 30% alternatives allocation to a conservative, balanced or growth portfolio.



¹ Assume "Alternatives – Enhance Returns" is fully funded by "Public Equity", "Alternatives – Generate Income" is fully funded by "Fixed Income" and "Alternatives – Diversify Risk" is funded in equal parts by "Fixed Income" and "Public Equity."

Navigating the world of alternatives

The broad universe of alternatives

Within the alternative investment space, there are two main fund formats (evergreen and closed-end) and a diverse range of investment types.

Fund Format	Evergreen Open for continuous subscriptions and redemptions		Closed end Defined subscription window					
Investment Type	Direct	<div>Lead Controlled ownership</div> <div>Co-invest Investing alongside another manager</div>	Indirect	<div>Primary Investing in other managers' funds</div> <div>Secondary Buying fund investments from existing owners</div>				
Asset Classes	Private Equity	Venture	Private Credit	Direct Lending	Real Assets	Credit	Hedge Funds	Relative Value
Growth		Mezzanine		Core		Global Macro		
Buyout		Specialty		Value Add		Directional		
Distressed		Distressed		Opportunistic		Multi Strategy		
Portfolio Benefits	Enhance Returns		Generate Cash Flow		Diversify Risk			

Select funds recently launched by BMO GAM

These alternative vehicles are designed to target specific investment outcomes.

Fund name	Fund format	Investment type	Asset classes	Portfolio benefits
BMO Partners Group Private Markets Fund ¹	Evergreen	Blend of Lead, Co-Invest, Primary and Secondary	Blend of Private Equity, Private Credit and Real Assets	Diversify Risk
BMO Carlyle Private Equity Strategies Fund ¹	Evergreen	Blend of Co-Invest and Secondary	Private Equity	Enhance Returns
Alpha Managers Hedge Fund ¹	Evergreen	Multi-Strategy Hedge Fund	Blend of equity long/short, tactical trading, event driven, and relative value	Diversify Risk
BMO AAA CLO ETFs ²	Evergreen	Collateralized Loan Obligations (AAA)	Credit (Specialty)	Generate Cash Flow

¹ See the Fund's specific offering memorandum for further details. ² See the Fund's ETF Facts or prospectus for further details. AAA herein refers to the order of payments, should there be any defaults, and does not represent the ratings of the underlying loans within the CLO. If there are loan defaults or the CLO Issuer's collateral otherwise underperforms, scheduled payments to senior tranches take precedence over those of mezzanine tranches (a tranche or tranches subordinated to the senior tranche), and scheduled payments to mezzanine tranches take precedence over those to subordinated/equity tranches. The riskiest portion is the "Equity" tranche, which bears the first losses and is expected to bear all or the bulk of defaults from the corporate loans held by the CLO Issuer serves to protect the other, more senior tranches from default.

A deeper dive into private markets and hedge funds

Private equity involves buying or selling shares of private companies.

Private equity	
Venture	Investing in early-stage companies that have high potential but also high risk.
Growth	Investing in companies that need more capital to expand their business.
Buyouts	Buying companies to improve their performance and sell them for a profit.
Distressed	Buying shares of struggling companies at a discount and helping them recover.

Private credit involves directly lending to companies where the debt is not issued or traded on the public markets.

Private credit	
Direct lending	Providing loans to companies that need funding for various purposes.
Mezzanine	Providing higher risk loans (e.g., subordinated to senior lenders) to companies that in ways that may include the option for equity.
Specialty	Niche credit strategies, including risk transfer from credit holders and structured credit.
Distressed	Purchasing debt of under-performing companies to improve performance or gain an equity position in the event of default.

Real assets involve investing in physical assets (e.g., real estate, infrastructure) that can generate income, appreciate in value, or both.

Real assets	
Credit	Investing in debt that finances the purchase or capital improvement of real asset investments.
Core	Investing in well-maintained properties with high occupancy levels that provide steady income from rents.
Value add	Purchasing assets with existing cash flows, but where there is room for additional improvement.
Opportunistic	Investing in significant development or renovation projects that aim to increase their value.

Hedge funds are investment partnerships that use complex trading strategies to earn active risk-adjusted returns on public securities.

Hedge funds	
Relative value	Aims to realize a valuation discrepancy and pricing differentials by buying and selling different securities.
Global Macro	Take positions and risk across geographies and products while employing a wide range of trading styles, based on top-down views of the world.
Directional	Investing on the moves of the market (short or long) as they expect a trend to continue or reverse.
Multi strategy	Combines different hedge fund strategies into one portfolio.

Your BMO GAM Alternatives team

The team brings together significant industry and investing experience to help Canadians with solutions to meet their diverse investment needs.



Guillaume Lagourgue
Head,
Alternatives
Distribution



Lillian Ferndrager
Director,
Alternatives
Distribution



Adam Abitbol
Vice President,
Alternatives
Distribution



Duran Guest
Vice President,
Alternatives
Distribution



Alex Singh
Head,
Alternatives
Partnerships



Mark Jarosz
Head, Credit
Alternatives



Iain Munro
Head, Private
Equity



Kylie Fung
Head,
Distribution
Strategy



Graham Partner
Head, Alternatives,
Strategic Initiatives



Terry Chung
Vice President,
Alternatives,
Product
Management



Connect with us at
[**bmogamalts@bmo.com**](mailto:bmogamalts@bmo.com)



Connect with us to learn more about alternatives.

bmogamalts@bmo.com

BMO



Global Asset Management

The attached material is provided to you on the understanding that you will understand and accept its inherent limitations, you will not rely on it in making or recommending any investment decision with respect to any securities that may be issued, and you will use it only for the purpose of considering your preliminary interest in investing in one or more of the alternative investments described herein. An investment in the funds described in this document may be considered speculative and should be considered only by persons financially able to maintain their investment and who can bear the risk of loss associated with an investment.

Prospective investors should consult with their own independent professional legal, tax, investment and financial advisors in order to determine the appropriateness of this investment in relation to their financial and investment objectives and in relation to the tax consequences of any such investment. Prospective investors should also consider the risks described in the applicable confidential offering memorandum (OM) before making any investment.

“BMO (M-bar roundel symbol)” is a registered trademark of Bank of Montreal, used under licence.

BMO Global Asset Management (BMO GAM) is a brand name under which BMO Asset Management Inc. and BMO Investments Inc. operate. Certain of the products and services offered under the brand name, BMO Global Asset Management, are designed specifically for various categories of investors in Canada and may not be available to all investors. Products and services are only offered to investors in Canada in accordance with applicable laws and regulatory requirements.

Goldman Sachs and its affiliates are not in any way responsible for the accuracy, completeness or adequacy of the information contained herein, other than any information provided by the Investment Manager specifically for inclusion in this presentation, (ii) the fund described herein is not in any way affiliated with Goldman Sachs or its affiliates; (iii) Goldman Sachs and its affiliates are not directly or indirectly involved in management, marketing or distribution of the fund described herein; (iv) each potential investor understands that such potential investor is not a direct investor in a Goldman Sachs fund, has no privity of contract with Goldman Sachs or its affiliates and will not have recourse against Goldman Sachs or its affiliates with respect to its investment in the fund described herein; and (v) any views expressed by BMO regarding Goldman Sachs and its affiliates are not those of Goldman Sachs or its affiliates.

The information contained herein: (1) is confidential and proprietary to BMO GAM; (2) may not be reproduced or distributed without the prior written consent of BMO GAM; and (3) has been obtained from third party sources believed to be reliable but which have not been independently verified. BMO GAM and its affiliates do not accept any responsibility for any loss or damage that results from the use of this information. This document has been prepared solely for information purposes by BMO GAM.

The information provided herein does not constitute a solicitation of an offer to buy, or an offer to sell securities nor should the information be relied upon as investment advice. Past performance is no guarantee of future results.

Certain statements included in this material constitute forward-looking statements, including, but not limited to, those identified by the expressions "expect", "intend", "will" and similar expressions. The forward-looking statements are not historical facts but reflect BMO GAM's current expectations regarding future results or events. These forward-looking statements are subject to a number of risks and uncertainties that could cause actual results or events to differ materially from current expectations. Although BMO GAM believes that the assumptions inherent in the forward-looking statements are reasonable, forward-looking statements are not guarantees of future performance and, accordingly, readers are cautioned not to place undue reliance on such statements due to the inherent uncertainty therein. BMO GAM undertakes no obligation to update publicly or otherwise revise any forward-looking statement or information whether as a result of new information, future events or other such factors which affect this information, except as required by law.

CLOs are floating- or fixed-rate debt securities issued in different tranches, with varying degrees of risk, by trusts or other special purpose vehicles ("CLO Issuers") and backed by an underlying portfolio consisting primarily of below investment grade corporate loans. The BMO ETF pursues its investment objective by investing, under normal circumstances, at least 85% of its net assets in CLOs that, at the time of purchase, are rated AAA or the equivalent by a nationally recognized statistical rating organization. Details relating to CLOs and the underlying loans within CLOs are contained in the applicable offering documents for the BMO AAA CLO ETFs.

AAA herein refers to the order of payments, should there be any defaults, and does not represent the ratings of the underlying loans within the CLO. If there are loan defaults or the CLO Issuer's collateral otherwise underperforms, scheduled payments to senior tranches take precedence over those of mezzanine tranches (a tranche or tranches subordinated to the senior tranche), and scheduled payments to mezzanine tranches take precedence over those to subordinated/equity tranches. The riskiest portion is the "Equity" tranche, which bears the first losses and is expected to bear all or the bulk of defaults from the corporate loans held by the CLO Issuer serves to protect the other, more senior tranches from default.