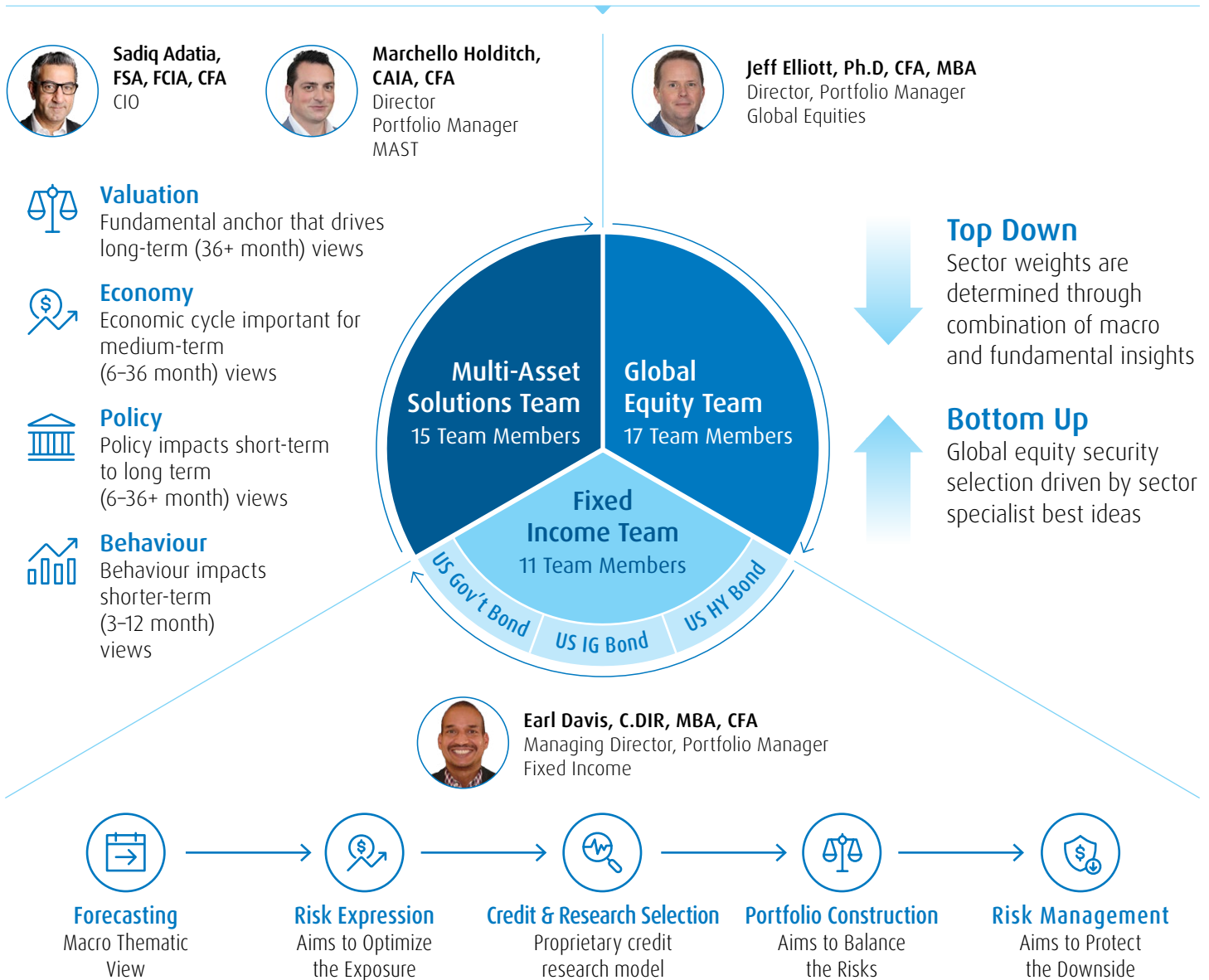


BMO Global Income & Growth Fund

Global Investing Made Easy – All-in-one Global Balanced Fund

- Core, All-in-one, Global Multi-Asset Solution
- Experienced, Award-Winning¹ Global Sector Teams with a Differentiated Process
- Ability to invest in Multiple Asset Classes, Regions and Sectors

BMO Global Income & Growth Fund uses their knowledge and insights from over 40 investment professionals and aims to leverage their top ideas in one global balanced Fund. They incorporate insights from micro (individual stocks) to macro (how will inflation affect different asset classes) in one comprehensive global balanced fund that can invest in multiple asset classes, regions or sectors.



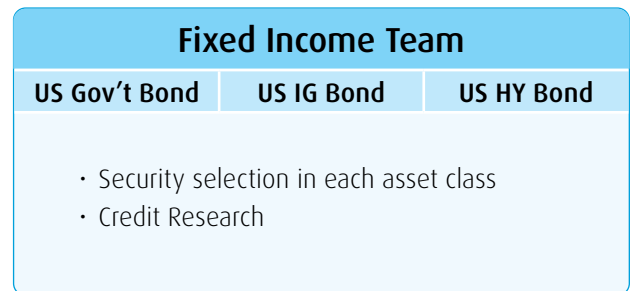
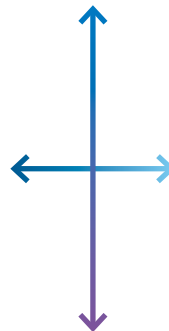
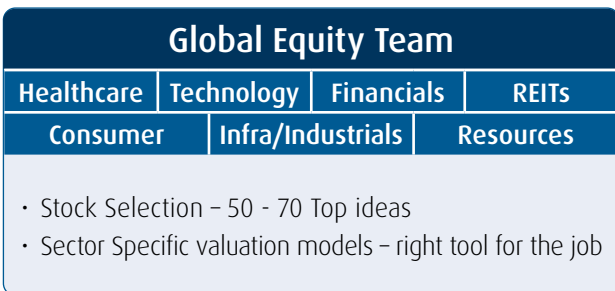
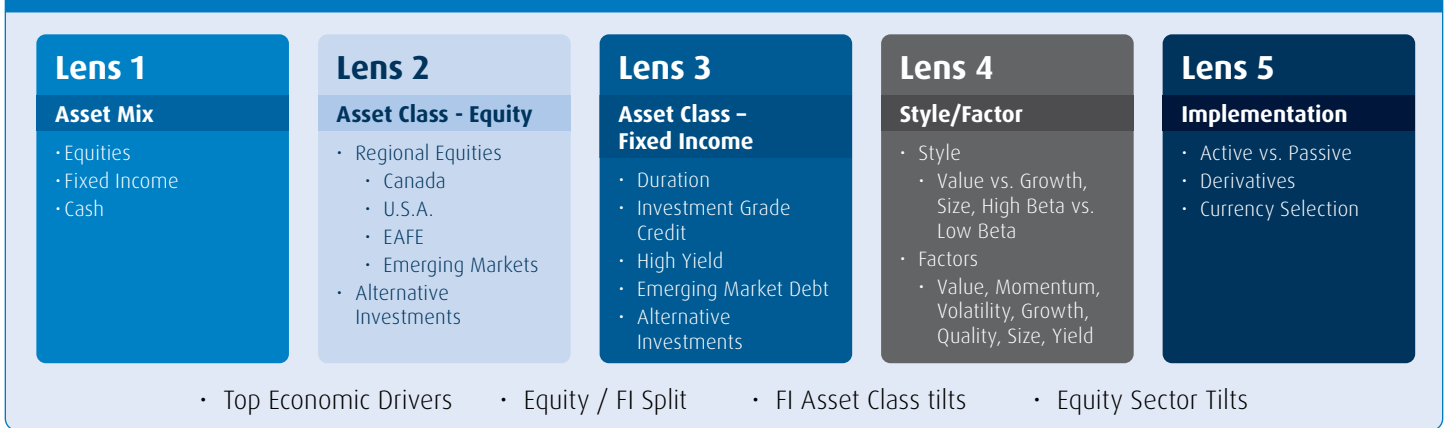
¹ Source: [TopGun Investment Minds Platinum Class winners 2022/2023](#) – TopGun Investment Minds Platinum Class Winners: Hoa Hong, and Kate MacDonald. Platinum Class awarded to individuals who have been Designated TopGun in four consecutive years.

Investment Process

- Macro View - BMO GAM MAST - 5 Lenses
- Global Equity Team stock selection and sector tilts
- Fixed Income team security selection and MAST allocation calls
- Risk analysis & portfolio construction
- 4 Levers to Drive Alpha
 - Cross Asset
 - Equity Sector
 - Fixed Income Sector
 - Security Selection



MAST Team - House Macro View



Risk Analysis & Portfolio Construction Guidelines

Balanced for Concentration, Sector, Factor Bias, Liquidity, Geography and Market Cap

Equity	Neutral Target	Fixed Income	Neutral Target
Global Equities	60%	US Government Bonds	20%
Market Cap Exposure:	All Cap	US IG Corporate Bonds	10%
		US High Yield Bonds	10%



In periods of market uncertainty the Portfolio Managers may shift to 75% Equities/25% Fixed Income (or vice versa) for short periods of time but will typically stay within the 60/40% range of the Global Neutral Balanced Category.†

† Subject to change without notice.

Fund at a Glance

Invests in	This fund's objective is to generate income and provide long-term capital growth by investing in equity and fixed income securities from around the world.
Investment Process	Top-down and bottom-up; sector focus
Monthly Distribution	Advisor: 3.0 cents, F Series: 3.8 cents
CIFSC Category	Global Neutral Balanced
Risk Rating	Low to Medium

Distributions are subject to change and/or elimination.



Top Equity Holdings

Nvidia Corp	2.6%
Franklin Responsibly Sourced G	1.9%
Shell plc	1.7%
East West Bancorp Inc	1.5%
Amazon.com Inc	1.4%
Meta Platforms Inc Class A	1.3%
Unitedhealth Group Inc	1.3%
Eli Lilly + Co	1.3%
HSBC Holdings plc	1.2%
Alphabet Inc Cl A	1.1%
Total	15.4%

Top Equity Holdings, Sector, and Region Breakdown as of October 31, 2023. For illustrative purposes only. The portfolio holdings are subject to change without notice and only represent a small percentage of portfolio holdings. They are not recommendations to buy or sell any particular security.

Fund Codes & Fees

Series	Fund Code	MER*
Advisor FE / US\$ FE	BM099165 / BM079165 (USD)	2.00*
T6 FE / US\$ FE	BM034270	2.00*
Series F / US\$	BM095165 / BM040165 (USD)	0.89*
Series F6	BM036165	0.89*

*As the fund is less than one year old, the actual Management Expense Ratio (MER) will not be known until the fund financial statements for the current fiscal year are published. The estimated MER is an estimate only of expected fund costs until the completion of a full fiscal year, and is not guaranteed.



Any statement that necessarily depends on future events may be a forward-looking statement. Forward-looking statements are not guarantees of performance. They involve risks, uncertainties and assumptions. Although such statements are based on assumptions that are believed to be reasonable, there can be no assurance that actual results will not differ materially from expectations. Investors are cautioned not to rely unduly on any forward-looking statements. In connection with any forward-looking statements, investors should carefully consider the areas of risk described in the most recent simplified prospectus. This communication is for information purposes. The information contained herein is not, and should not be construed as, investment, tax or legal advice to any party. Particular investments and/or trading strategies should be evaluated relative to the individual's investment objectives and professional advice should be obtained with respect to any circumstance.

Commissions, trailing commissions (if applicable), management fees and expenses all may be associated with mutual fund investments. Please read the fund facts or prospectus of the relevant mutual fund before investing. Mutual funds are not guaranteed, their values change frequently and past performance may not be repeated. Distributions are not guaranteed and are subject to change and/or elimination. For a summary of the risks of an investment in BMO Mutual Funds, please see the specific risks set out in the prospectus. BMO Mutual Funds are managed by BMO Investments Inc., which is an investment fund manager and a separate legal entity from Bank of Montreal.

BMO Global Asset Management is a brand name under which BMO Asset Management Inc. and BMO Investments Inc. operate.

®/™Registered trademarks/trademark of Bank of Montreal, used under licence.