

BMO Carlyle Private Equity Strategies Fund

Series F – CAD & USD

Monthly Commentary

Overview

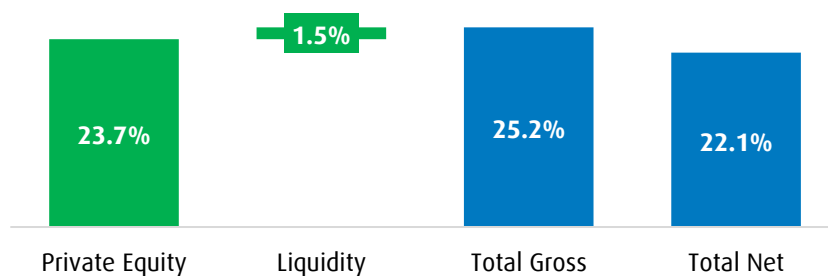
BMO Carlyle Private Equity Strategies Fund ("BMO Carlyle Fund") provides single-ticket access to globally diversified private equity for Canadian accredited investors.¹ It can act as a core, long-term building block for portfolios, complementing public market holdings and enhancing risk-reward.

Why Invest?

- **Pure Private Equity:** Designed as a potential return enhancer, while maintaining near-term liquidity, subject to restrictions.² Fund is diversified across Managers, Vintages, Industries, & Geographies with an investment mix primarily focused on secondaries and direct co-investments.
- **Partnered with Carlyle and its affiliates ("Carlyle"):** Collaboration with a Top 5 private equity manager³ and Alpinvest, its Global Investment Solutions business
- **Evergreen structure:** Fully invested with monthly subscriptions and redemptions with notice and certain restrictions²
- **Ease of use:** Designed with no capital calls, relatively low investment minimums, attractive fee structure, and registered plan eligibility expected (subject to certain conditions)⁴
- **Target performance:** Fund's target⁵ long-term net returns of 14-16%, in line with historical performance

RRSP/RRIF/TFSA Eligibility	Yes (subject to certain conditions) ⁴
Offering Document	Offering Memorandum
Fund Structure	Mutual Fund Trust
Subscription	Monthly
Redemption Frequency	Monthly (with 14 business days' notice)
Redemption Gates²	1.667% per month, up to 5% per quarter and 20% per year
Minimum Investment	\$25k initial, \$5k additional
Management Fee⁶	1.40% (annually)
Performance Fee⁶	10% of the excess of the net profits of the Master Fund attributable to a class of shares over a threshold represented by a loss recovery account (if any)
Fund Codes	BMA80503 (Series F – CAD) BMA80103 (Series F – USD)

GROSS PERFORMANCE CONTRIBUTION (since inception)⁷



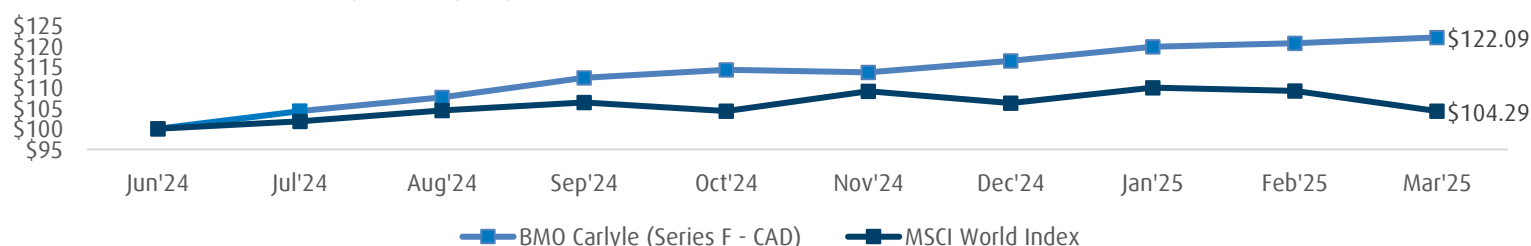
INCEPTION DATE June 30, 2024 ⁹	BMO CARLYLE AUM C\$568MM	CARLYLE ALPINVEST PLATFORM⁸ +365 GP relationships +600 LP relationships	CARLYLE ALPINVEST AUM⁸ +US\$85Bn
---	------------------------------------	---	---

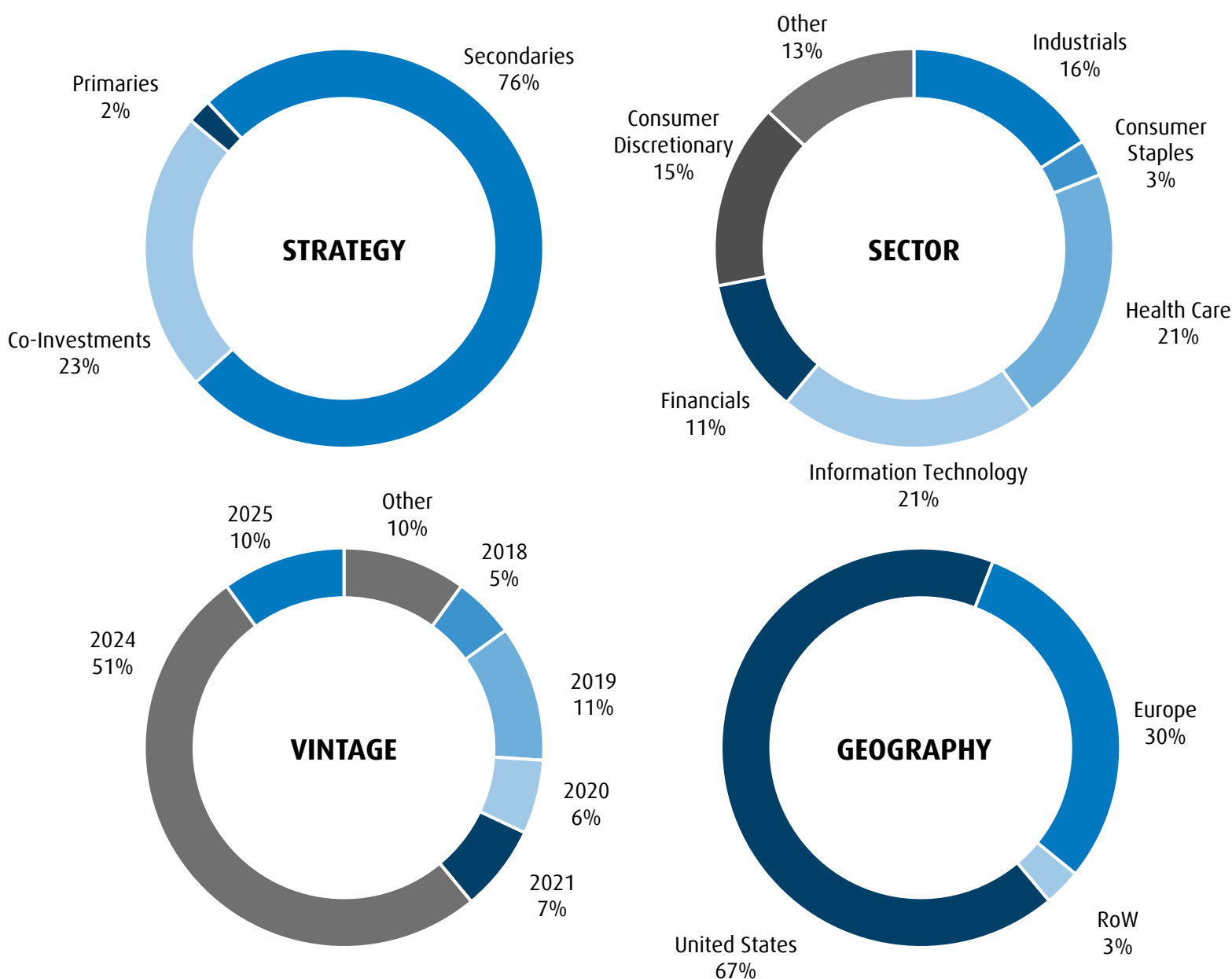
NET PERFORMANCE^{10,11}

	1M	3M	6M	YTD	1Y	2Y	3Y	Since Inception
Series F – CAD	1.2%	4.9%	8.7%	4.9%	-	-	-	22.1%
Series F – USD	1.5%	5.6%	10.0%	5.6%	-	-	-	24.4%
MSCI World Index	-4.5%	-1.8%	-1.9%	-1.8%	-	-	-	4.3%

Hypothetical Growth of C\$100

Growth of C\$ vs. MSCI World Index (since inception)^{10,11}



Current Portfolio Construction¹GROSS PERFORMANCE CONTRIBUTION (by Strategy)⁷

	1M	3M	6M	YTD	1Y	2Y	3Y	Since Inception
Private Equity	1.5%	5.5%	7.7%	5.5%	-	-	-	23.7%
Liquidity	0.0%	0.1%	0.3%	0.1%	-	-	-	1.5%
Total	1.5%	5.7%	8.0%	5.7%	-	-	-	25.2%

TOP TEN INVESTMENTS¹²

Investment	Sector	Geography	Vintage	Strategy	% of NAV ¹
Project Horizon	Multi-Industry	United States	2024	Secondaries	15%
Project Pacific	Multi-Industry	Various	Various	Secondaries	10%
Project Beagle	Multi-Industry	United States	2024	Secondaries	8%
Project Alphabet	Healthcare	United States	2024	Secondaries	6%
Project Thundercat	Multi-Industry	Various	Various	Secondaries	5%
Project Ross	Multi-Industry	Various	Various	Secondaries	4%
Project Catalyst	Industrials	United States	2024	Secondaries	3%
Project Balfour	Multi-Industry	United States	Various	Secondaries	3%
Project Elysium	Healthcare	Multiple	2024	Secondaries	3%
Project Pineapple	Industrials	Multiple	2024	Secondaries	2%

Net Asset Value & Monthly Performance

NET ASSET VALUE

Series F – CAD, NAV per unit	\$122.09
Series F – USD, NAV per unit	\$124.38

MONTHLY NET PERFORMANCE¹⁰

Year	Jan	Feb	Mar	Apr	May	Jun	Jul	Aug	Sep	Oct	Nov	Dec	Annual
Series F – CAD													
2024	n/a	n/a	n/a	n/a	n/a	n/a	4.2%	3.2%	4.3%	1.7%	-0.5%	2.4%	16.4%
2025	3.0%	0.7%	1.2%	n/a	n/a	n/a	n/a	n/a	n/a	n/a	n/a	n/a	4.9%
Series F – USD													
2024	n/a	n/a	n/a	n/a	n/a	n/a	4.5%	3.9%	4.1%	1.9%	-0.4%	2.6%	17.8%
2025	3.1%	0.9%	1.5%	n/a	n/a	n/a	n/a	n/a	n/a	n/a	n/a	n/a	5.6%

Disclaimers

"BMO (M-bar roundel symbol)" is a registered trademark of Bank of Montreal, used under licence.

BMO Global Asset Management (BMO GAM) is a brand name under which BMO Asset Management Inc. and BMO Investments Inc. operate. "BMO (M-bar roundel symbol)" is a registered trademark of Bank of Montreal, used under license. Certain of the products and services offered under the brand name, BMO Global Asset Management, are designed specifically for various categories of investors in Canada and may not be available to all investors. Products and services are only offered to investors in Canada in accordance with applicable laws and regulatory requirements.

The information contained herein: (1) is confidential and proprietary to BMO GAM; (2) may not be reproduced or distributed without the prior written consent of BMO GAM; and (3) has been obtained from third party sources believed to be reliable but which have not been independently verified. BMO GAM and its affiliates do not accept any responsibility for any loss or damage that results from the use of this information. This document has been prepared solely for information purposes by BMO GAM.

The information provided herein does not constitute a solicitation of an offer to buy, or an offer to sell securities nor should the information be relied upon as investment advice. Past performance is no guarantee of future results.

Certain statements included in this material constitute forward-looking statements, including, but not limited to, those identified by the expressions "expect", "intend", "will" and similar expressions. The forward-looking statements are not historical facts but reflect BMO GAM's current expectations regarding future results or events. These forward-looking statements are subject to a number of risks and uncertainties that could cause actual results or events to differ materially from current expectations. Although BMO GAM believes that the assumptions inherent in the forward-looking statements are reasonable, forward-looking statements are not guarantees of future performance and, accordingly, readers are cautioned not to place undue reliance on such statements due to the inherent uncertainty therein. BMO GAM undertakes no obligation to update publicly or otherwise revise any forward-looking statement or information whether as a result of new information, future events or other such factors which affect this information, except as required by law.

The attached material is provided to you on the understanding that you will understand and accept its inherent limitations, you will not rely on it in making or recommending any investment decision with respect to any securities that may be issued, and you will use it only for the purpose of considering your preliminary interest in investing in a transaction of the type described herein. An investment in the BMO Carlyle Private Equity Strategies Fund, a trust established under the laws of the Province of Ontario (the "Fund") described hereby is speculative. A subscription for units of the Fund should be considered only by persons financially able to maintain their investment and who can bear the risk of loss associated with an investment in the Fund. Prospective investors should consult with their own independent professional legal, tax, investment and financial advisors before purchasing units of the Fund in order to determine the appropriateness of this investment in relation to their financial and investment objectives and in relation to the tax consequences of any such investment. Prospective investors should consider the risks described in the confidential offering memorandum (OM) of the Fund before purchasing units of the Fund. Any or all of these risks, or other as yet unidentified risks, may have a material adverse effect on the Fund's business and/or the return to investors. See "Investment Objective, Investment Strategy and Certain Risks" in the OM of the Fund. In addition to the risks described in the OM of the Fund, the Fund will bear certain risks associated with investment into strategies run by Carlyle Alpinvest (meaning the Carlyle Group Inc., together with its affiliates, also referred to as the "Carlyle Group" or "Carlyle" in this presentation), i.e., the strategies explored by Carlyle Alpinvest through Carlyle Alpinvest Private Markets Sub-Fund – I, a sub-fund of Carlyle Alpinvest Private Markets SICAV – UCI Part II, multi-compartment investment company with variable capital (société d'investissement à capital variable) established as a public limited liability company (société anonyme) in accordance with the law of 10 August 1915 on commercial companies and registered under Part II of the Luxembourg Law of 17 December 2010 relating to undertakings for collective investment (the "Master Fund", the alternative investment fund manager of the Master Fund being Alpinvest Partners B.V., or "Alpinvest") in proportion to the amount of the Fund's investment in the Master Fund. Prospective investors in the Fund should therefore carefully consider the risks described under "Certain Risk Factors and Potential Conflicts of Interest" in the prospectus of the Master Fund.

¹ BMO Carlyle Private Equity Strategies Fund ("BMO Carlyle Fund") achieves its investment objective by investing substantially all of its assets in a diverse portfolio of private markets assets through its indirect investment in Carlyle Alpinvest Private Markets Sub-Fund – I, a sub-fund of Carlyle Alpinvest Private Markets SICAV – UCI Part II ("Master Fund") which holds a portfolio of private markets assets as described in the "Investment Objective" and "Investment Strategy" sections of BMO Carlyle Fund's offering memorandum. Values may not add up due to rounding. "Current Portfolio Construction" charts exclude allocations to Liquidity investments.

² Investors can subscribe on a monthly basis and periodically adjust their position subject to redemption restrictions and early redemption fees. Monthly redemptions of units of the Fund will be subject to certain restrictions, including gates which limit aggregate redemption requests and early redemption fees. Redemption notes may be issued to unitholders of the Fund where a cash redemption request is limited by a redemption gate. See the offering memorandum of the BMO Carlyle Fund which sets out the risks of the Fund, including those related to liquidity, redemption notes and tax risks. See also "Summary of Principal Terms" – "Redemptions" and "Redemption Limitation at the Master Fund" of the offering memorandum of the BMO Carlyle Fund, "Investment Risks" – "Limited Liquidity on Redemptions" and "Redemption Notes" of the offering memorandum of the BMO Carlyle Fund and "General Tax Risks" of the offering memorandum of the BMO Carlyle Fund. The Master Fund (as defined below) may, but is not required to, limit aggregate redemptions on any dealing day so that the aggregate redemption price payable with respect to a one-month period is no more than 1.667% of the aggregate net asset value or outstanding shares of the Master Fund as at the relevant redemption date. Notwithstanding the foregoing, redemptions will be capped at 20% of the average number of shares of the Master Fund in issue per annum, calculated by reference to the average number of shares of the Master Fund in issue over the 12-month period ending on the relevant redemption date and the aggregate number of shares of the Master Fund redeemed during that period. Redemption payment will, subject to certain conditions, generally be made within 45 business days after the relevant valuation date.

³ Source: Preqin, as at April 15, 2025, based on top 20 fund managers in private capital by fundraising activity.

⁴ Registered plan eligibility is subject to BMO Carlyle Fund meeting certain conditions, see "General Tax Risks" in the OM.

⁵ For information purposes only, based on past performance observations. There is no assurance that assets will perform as described above.

⁶ In each case management fees are calculated and accrued monthly net of any Luxembourg withholding or other taxes and paid quarterly in arrears based on the relevant rate set out in the Master Fund Prospectus for the given class of Master Fund shares multiplied by the share of the Master Fund's NAV attributable to such class of Master Fund shares as of the end of the relevant month. See "Terms and Conditions of the Fund" – "Fees" of the offering memorandum of the BMO Carlyle Fund for a complete description of how the incentive fee is calculated.

⁷ Gross performance contribution is based on BMO Carlyle Fund and excludes all fund fees and expenses incurred as at March 31, 2025.

⁸ Source: Carlyle, as at March 31, 2025.

⁹ Inception date of June 30, 2024 represents the first trade date of BMO Carlyle Fund and is cited for performance purposes. BMO Carlyle Fund was established on June 3, 2024 by a declaration of trust under the laws of the Province of Ontario.

¹⁰ Net performance contribution is based on BMO Carlyle Fund and includes all fund fees and expenses as at March 31, 2025. See the "Terms and Conditions of the Fund" section of BMO Carlyle Fund's offering memorandum for a detailed description of fees and expenses. Performance rounded to tenths decimal place to align with how performance is received from Master Fund.

¹¹ The MSCI World Net Total Return Index (USD) (the "MSCI World Index") is a free float-adjusted market capitalization weighted index that is designed to measure the equity market performance of developed markets and its holdings are not necessarily representative of the holdings of BMO Carlyle Fund, Master Fund and any underlying investments. This index is included as a point of comparison to the net performance contribution of BMO Carlyle Fund because some investors may be significantly allocated to the stock market and may find a comparison to this benchmark to be useful. Source: Bloomberg. Index returns do not reflect transactions costs, or the deduction of other fees and expenses and it is not possible to invest directly in an index. Past performance is not indicative of future results.

¹² The investments listed include BMO Carlyle Fund's exposure to investments under its investment program, some of which were invested in prior to the establishment of BMO Carlyle Fund. See the "Investment Objective" and "Investment Strategy" sections of BMO Carlyle Fund's offering memorandum. Portfolio holdings are subject to change without notice.