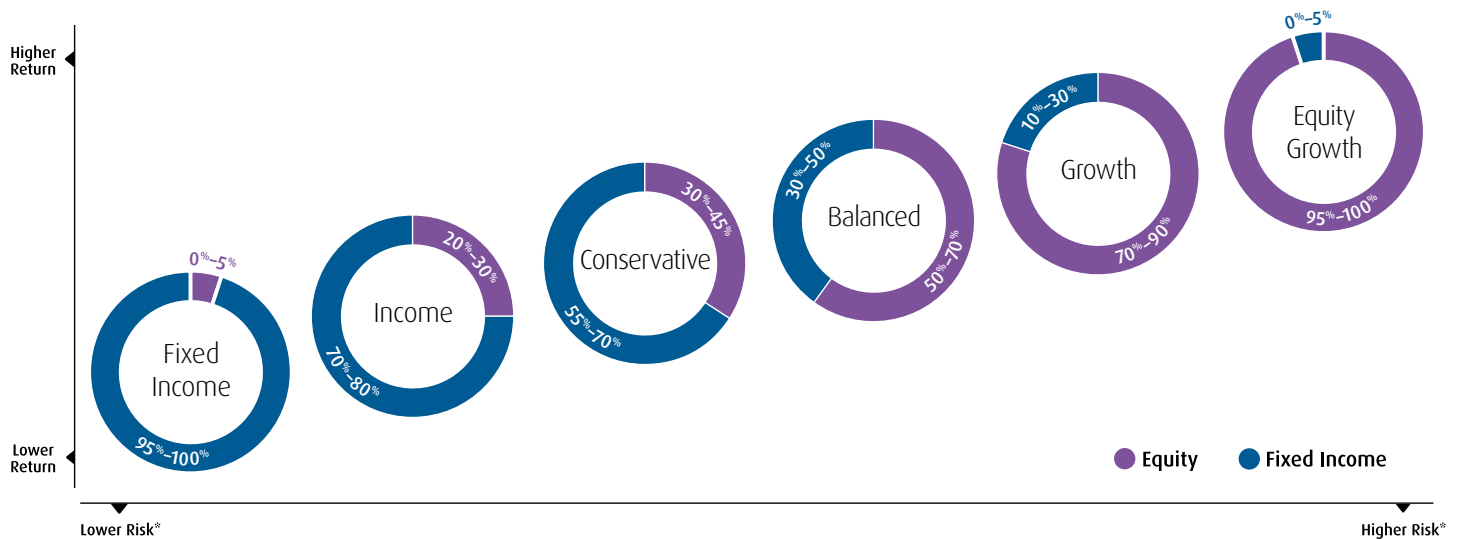


Fact sheet



Fixed Income	Fixed Income (%)	Income (%)	Conservative (%)	Balanced (%)	Growth (%)	Equity Growth (%)
BMO Aggregate Bond Index ETF ZAG	17.9	29.7	22.9	17.2	8.1	-
BMO Mid-Term US IG Corporate Bond ETF (CAD Hgd) ZMU	30.0	15.9	13.8	7.0	3.5	-
BMO High Yield US Corporate Bond (CAD Hgd) ZHY	10.2	4.4	3.4	2.0	1.0	-
BMO Core Plus Bond Fund ETF ZCPB	6.7	6.6	5.9	4.0	3.0	-
BMO Emerging Markets Bond ETF (CAD Hgd) ZEF	10.0	5.4	4.6	3.0	1.3	-
BMO Canadian MBS Index ETF ZMBS	6.5	3.6	2.9	1.4	-	-
SPDR Portfolio Tips ETF SPIP-US	5.9	-	-	-	-	-
BMO Long-Term US Treasury Bond ETF ZTL	5.1	-	-	-	-	-
Cash & Cash Equivalents	7.6	6.4	6.1	5.3	3.6	3.2
Total Fixed Income	100	74	62	42	22	4
Equity	Fixed Income (%)	Income (%)	Conservative (%)	Balanced (%)	Growth (%)	Equity Growth (%)
BMO S&P 500 Index ETF ZSP	-	7.1	10.7	16.2	22.5	28.1
BMO S&P/TSX Capped Comp Index ETF ZCN	-	8.6	12.8	19.5	26.3	32.3
BMO MSCI EAFE Index ETF ZEA	-	5.3	7.2	12.2	16.0	17.1
BMO MSCI Emerging Markets Index ETF ZEM	-	0.8	1.1	1.7	2.3	2.9
BMO MSCI Europe High Quality Index ETF ZEQ	-	1.0	1.8	2.0	2.0	4.0
BMO Japan Index ETF ZJPN	-	1.0	1.8	2.0	2.0	4.0
iShares US Technology ETF IYW	-	0.5	0.7	1.1	1.6	1.9
Energy Select Sectors SPDR Fund XLE	-	0.8	1.1	1.4	1.4	1.4
BMO Brookfield Global Renewables Infrastructure Fund ETF GRNI	-	-	-	-	0.9	1.0
BMO Brookfield Global Real Estate Tech Fund ETF TOWR	-	-	-	-	0.9	0.9
Health Care Select Sector SPDR Fund XLV	-	0.5	0.7	0.9	1.2	1.4
BMO S&P US Small Cap Index ETF ZSML	-	-	-	0.5	0.5	0.8
Total Equity	0	26	38	58	78	96

Asset allocation as of August 31, 2022.

*Risk is defined as the uncertainty of a return and the potential for capital loss in your investment.

BMO Global Asset Management's Multi-Asset Solutions team may temporarily widen the Income and Conservative portfolios' allocation bands to a maximum of 20%, however the equity weight in the Income Portfolio will never exceed 30%.

Mutual Fund Trust	Fixed Income				Income				Conservative				Balanced				Growth				Equity Growth			
	FE*	LL†	DSC†	Fee Based	FE*	LL†	DSC†	Fee Based	FE*	LL†	DSC†	Fee Based	FE*	LL†	DSC†	Fee Based	FE*	LL†	DSC†	Fee Based	FE*	LL†	DSC†	Fee Based
Advisor	99700	98700	97700	-	99701	98701	97701	-	99702	98702	97702	-	99703	98703	97703	-	99704	98704	97704	-	99705	98705	97705	-
T6	34706	33706	32706	-	34707	33707	32707	-	34708	33708	32708	-	34709	33709	32709	-	34710	33710	32710	-	34712	33712	32712	-
F	-	-	-	95700	-	-	-	95701	-	-	-	95702	-	-	-	95703	-	-	-	95704	-	-	-	95705
F2	-	-	-	14700	-	-	-	14701	-	-	-	14702	-	-	-	14703	-	-	-	14704	-	-	-	14705
F4	-	-	-	-	-	-	-	37701	-	-	-	37702	-	-	-	37703	-	-	-	37704	-	-	-	37705
F6	-	-	-	-	-	-	-	36701	-	-	-	36702	-	-	-	36703	-	-	-	36704	-	-	-	36705

Management Expense Ratio (MER) as of September 30, 2021

Advisor	1.00%	1.67%	1.67%	1.72%	1.72%	1.78%
F	0.44%	0.55%	0.55%	0.61%	0.61%	0.66%

Corporate Class	Fixed Income				Income				Conservative				Balanced				Growth				Equity Growth			
	FE*	LL†	DSC†	Fee Based	FE*	LL†	DSC†	Fee Based	FE*	LL†	DSC†	Fee Based	FE*	LL†	DSC†	Fee Based	FE*	LL†	DSC†	Fee Based	FE*	LL†	DSC†	Fee Based
Advisor	-	-	-	-	87490	86490	85490	-	-	-	-	-	87491	86491	85491	-	87492	86492	85492	-	87493	86493	85493	-
T6	-	-	-	-	64490	63490	62490	-	-	-	-	-	64491	63491	62491	-	64492	63492	62492	-	64493	63493	62493	-
F	-	-	-	-	-	-	-	88490	-	-	-	-	-	-	-	88491	-	-	-	88492	-	-	-	88493
F2	-	-	-	-	-	-	-	-	-	-	-	-	-	-	14491	-	-	-	-	-	-	-	-	-
F6	-	-	-	-	-	-	-	36490	-	-	-	36491	-	-	-	-	-	-	-	36492	-	-	-	36493

Management Expense Ratio (MER) as of September 30, 2021

Advisor	-	1.67%	-	1.72%	1.72%	1.79%
F	-	0.56%	-	0.61%	0.61%	0.66%

Trailer Fees	Fixed Income	Income	Conservative	Balanced	Growth	Equity Growth
FE*	0.5%	1.0%	1.0%	1.0%	1.0%	1.0%
LL†	0.5%	1.0%	1.0%	1.0%	1.0%	1.0%
DSC†	0.25%	0.5%	0.5%	0.5%	0.5%	0.5%

Commissions (Excluding No Load)

SC	0-5%	0-5%	0-5%	0-5%	0-5%	0-5%
LL†	2.0%	2.0%	2.0%	2.0%	2.0%	2.0%
DSC†	5.0%	5.0%	5.0%	5.0%	5.0%	5.0%

*FE = Sale charge.

†DSC and LL purchase options are no longer available for sale.

Learn more at bmomutualfunds.com/advisor

BMO Global Asset Management is a brand name that comprises BMO Asset Management Inc. and BMO Investments Inc. BMO Mutual Funds are managed by BMO Investments Inc., which is an investment fund manager and a separate legal entity from Bank of Montreal.

Commissions, trailing commissions (if applicable), management fees and expenses all may be associated with mutual fund investments. Please read the fund facts or prospectus of the relevant mutual fund before investing. Mutual funds are not guaranteed, their values change frequently and past performance may not be repeated. Distributions are not guaranteed and are subject to change and/or elimination.

For a summary of the risks of an investment in BMO Mutual Funds, please see the specific risks set out in the prospectus. ETF Series of the BMO Mutual Funds trade like stocks, fluctuate in market value and may trade at a discount to their net asset value, which may increase the risk of loss. S&P®, S&P/TSX Capped Composite®, S&P 500® are registered trademarks of Standard & Poor's Financial Services LLC ("S&P") and "TSX" is a trademark of TSX Inc. These trademarks have been licensed for use by S&P Dow Jones Indices LLC and sublicensed to BMO Asset Management Inc. in connection with the above mentioned BMO ETFs. These BMO ETFs are not sponsored, endorsed, sold or promoted by S&P Dow Jones LLC, S&P, TSX, or their respective affiliates and S&P Dow Jones Indices LLC, S&P, TSX and their affiliates make no representation regarding the advisability of trading or investing in such BMO ETF(s).



®/™Registered trademarks/trademark of Bank of Montreal, used under licence.


ADVISOR USE ONLY


Fund Codes

Lump sum Deposits, Withdrawals, Switches, SWPs and Deposits by PAD

Please select from the following fund codes (For FundServ trades, use management code "BLA"):

Fund	GIF 75/75 					GIF 75/100 				
	A Class					A Class				
	Front-End Load	Deferred Sales Charge	No-Load (3)	No-Load (5)	F Class (nominee only)	Front-End Load	Deferred Sales Charge	No-Load (3)	No-Load (5)	F Class (nominee only)
Fixed Income ETF Portfolio	2011	2021	2001	2002	2005	1011	1021	1001	1002	1005
Income ETF Portfolio	2111	2121	2101	2102	2105	1111	1121	1101	1102	1105
Conservative ETF Portfolio	2211	2221	2201	2202	2205	1211	1221	1201	1202	1205
Balanced ETF Portfolio	2311	2321	2301	2302	2305	1311	1321	1301	1302	1305
Growth ETF Portfolio	2411	2421	2401	2402	2405	1411	1421	1401	1404	1405
Equity Growth ETF Portfolio	2511	2521	2501	2502	2505	1511	1521	1501	1502	1505

Fund	75/100 Plus 	
	Front-End Load	F Class (nominee only)
Fixed Income ETF Portfolio	79011	79005
Income ETF Portfolio	79111	79105
Conservative ETF Portfolio	79211	79205
Balanced ETF Portfolio	79411	79305

Fund	GIF 100/100 				
	A Class				
	Front-End Load	Deferred Sales Charge	No-Load (3)	No-Load (5)	F Class (nominee only)
Conservative ETF Portfolio	5011	5021	5001	5002	5005
Balanced ETF Portfolio	5111	5121	5101	5102	5105

Commissions (Gross): Class A and Prestige Class

	Front-end load	Deferred Sales Charge	No-load	
			No-load (3)	No-load (5)
Deposit	0 to 5.0% negotiated with client	5.0%	3.0%	5.0%
Trailer (paid monthly)	1.00% Class A 1.00% Prestige Class (75/75 & 75/100) 0.85% Prestige Class (100/100) of investment value starting in 1 st month 0% money market	0.50% Class A 0.50% Prestige Class (75/75 & 75/100) 0.35% Prestige Class (100/100) of investment value starting in 1 st month 0% money market	1.00% Class A 1.00% Prestige Class (75/75 & 75/100) 0.85% Prestige Class (100/100) of investment value starting in 25 th month 0% money market	0.50% Class A 0.50% Prestige Class (75/75 & 75/100) 0.35% Prestige Class (100/100) of investment value starting in 25 th month 0% money market 1.00% Class A 1.00% Prestige Class (75/75 & 75/100) 0.85% Prestige Class (100/100) of investment value starting in 73 rd month 0% money market

FOR ADVISOR USE ONLY. NOT INTENDED FOR CLIENT DISTRIBUTION.

Any amount that is allocated to a segregated fund is invested at the risk of the policyowner and may increase or decrease in value.

BMO Life Assurance Company is the sole issuer and guarantor of the guarantee provisions contained in these contracts. This document provides an overview of the product features and benefits of BMO GIF. The BMO GIF Information Folder and Policy Provisions provide full details and govern in all cases and can be found at www.bmoinsurance.com/advisor/GIF

Insurer: BMO Life Assurance Company

® Registered trademark of Bank of Montreal, used under license.